

WE KEEP YOU RIDING.

yeply®



YEPLY MY BUSINESS PLATFORM

- LOG IN
- DAMAGE REPORTS
- SERVICE REPORTS
- PARTS REPORTS
- BIKES
- CREATE DAMAGE REPORT

YEPLY MY BUSINESS- LOG IN



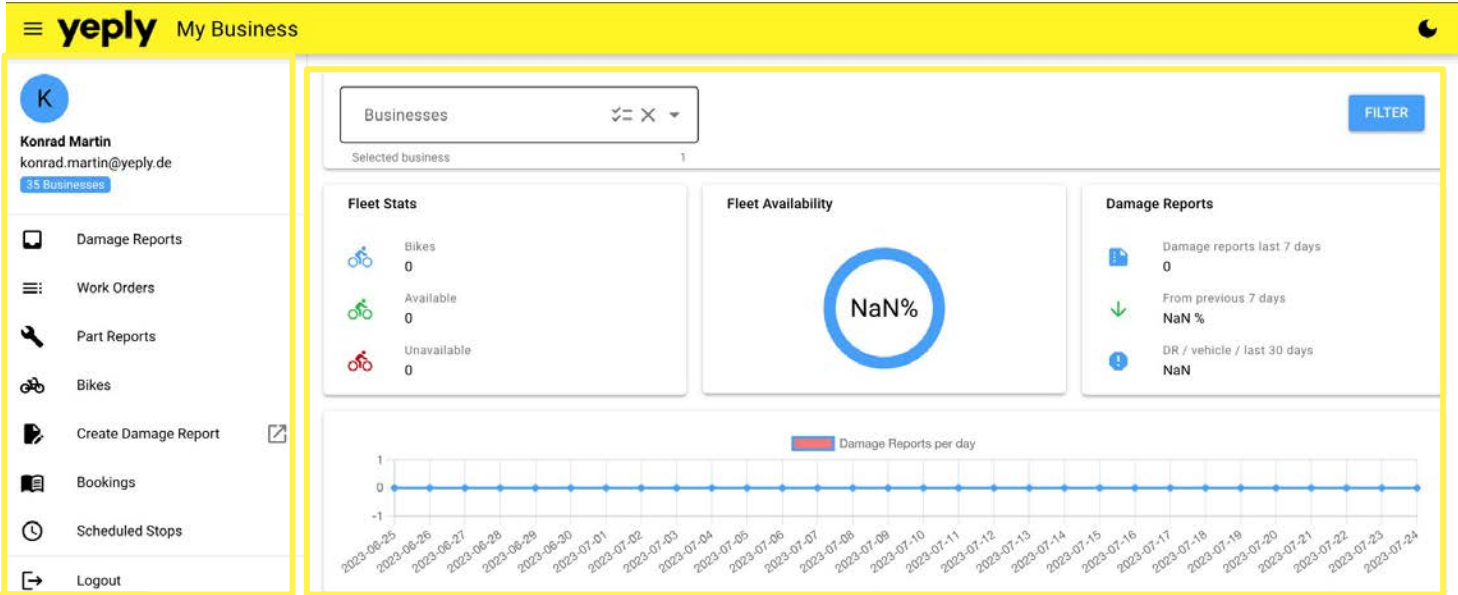
Choose your operating country
(the setting is remembered in
the browser)

A white login form with a grey header. The header contains the text 'Login' and 'Welcome to Yeply My Business'. Below the header are three input fields: a dropdown menu for 'Country' with 'Netherlands' selected, an 'Email' field with a blue lock icon, and a 'Password' field. At the bottom right of the form are two buttons: a grey 'RESET' button and a blue 'LOGIN' button. A yellow box highlights the Country, Email, and Password fields. A yellow arrow points from the text on the left to the Country field. Another yellow arrow points from the text on the right to the Email and Password fields.

Login with credentials
provided by Yeply

YEPLY MY BUSINESS- Dashboard

- Overview of fleet performance and navigator to sub menu



Left side menu
for navigation

yeply.

Basic details visible in
dashboard

YEPLY MY BUSINESS- DAMAGE REPORTS

- Overview about the ad-hoc repairs of the past

1. Choose the timeframe & status of damage

The screenshot shows the Yeply My Business interface. At the top, there is a yellow header with the Yeply logo and 'My Business'. Below the header, there is a filter bar with several dropdown menus and date pickers. The filter bar includes: 'Businesses' (set to 'Yeply Demo'), 'Status' (set to 'Not fixed'), 'Start' (set to '2023/01/14'), and 'End' (set to '2023/02/14'). Below the filter bar, there are two buttons: a green download icon and a blue 'FILTER' button. Below the filter bar, there is a table titled 'Damage Reports (3)'. The table has columns for ID, Status, Location, Report created, Bike QR, Make, Model, Description, Reported by, and Created at. The table contains three rows of data. At the bottom right of the table, there is a search bar and a '1-3 of 3' indicator.

ID	Status	Location	Report created	Bike QR	Make	Model	Description	Reported by	Created at
220	Not Fixed	Sinikalliontie 7, 02630 Espoo	1d 3h	QR4232	Urban Arrow	Cargo L	Tyre has a puncture	erno@yeply.com	2023-02-13 10:35
221	Not Fixed	Sinikalliontie 7, 02630 Espoo	0h	QR2225	Urban Arrow	Cargo L	Puncture	erno@yeply.com	2023-02-14 14:04
222	Not Fixed	Tivoligränden 1	0h	QR2223	Urban Arrow	Cargo L	Puncture	erno@yeply.com	2023-02-14 14:05

3. Download results result if necessary

2. Click on "Filter" to see the results

YEPLY MY BUSINESS- SERVICE REPORTS

- Overview about planned stops for maintenances in the past

1. Choose the timeframe

Businesses
Yeply Demo

Start
2023/01/14

End
2023/02/14

Download icon

FILTER

Service Reports (5)

Report ID	Created at	Business	Location	Service	Make and model	QR code	Inspections	Attachments	Liability	Returned
19729	2023-02-14 13:53	Yeply Demo	Tivoligränden 1	Bike Check - Yeply Demo	Urban Arrow Cargo L	QR2227	●	0		2023-02-14 14:03
19730	2023-02-14 14:01	Yeply Demo	Tivoligränden 1	Bike Check - Yeply Demo	Urban Arrow Cargo L	QR2228	●	0		2023-02-14 14:03
19731	2023-02-14 14:01	Yeply Demo	Tivoligränden 1	Bike Check - Yeply Demo	Urban Arrow Cargo L	QR2230	●	0		2023-02-14 14:03
19732	2023-02-14 14:01	Yeply Demo	Tivoligränden 1	Bike Check - Yeply Demo	Urban Arrow Cargo L	QR2229	●	0		2023-02-14 14:03

3. Download results
result if necessary

2. Click on "Filter" to
see the results

YEPLY MY BUSINESS- PARTS REPORTS


- Overview about used parts for the maintenance and ad-hoc repairs

1. Choose the timeframe


Businesses
Yeply Demo

Start
2023/01/14

End
2023/02/14

 **FILTER**

Part Reports (1)

Search 

Account	Report ID	Location	Bike	QR code	Date	Product	Liabilities
Yeply Demo	19729	Tivoligränden 1	Urban ArrowCargo L	QR2227	2023-02-14	28" Durano Race Guard 28mm	

1-1 of 1

3. Download results
result if necessary

2. Click on "Filter" to
see the results

YEPLY MY BUSINESS- BIKES

- Overview about the bikes in the fleet

Businesses
Yeply Demo

Bikes (12)

Customer bike ID	QR code	Serial number	Make and model	Businesses	Last location
223	QR4232	2213954RFMM	Urban Arrow Cargo L	Yeply Demo	Sinikallentie 7
237	QR2221	2213955RFMM	Urban Arrow Cargo L	Yeply Demo	Sinikallentie 7
265	QR2223	2213956RFMM	Urban Arrow Cargo L	Yeply Demo	Sinikallentie 7
234	QR2222	2213957RFMM	Urban Arrow Cargo L	Yeply Demo	Sinikallentie 7
293	QR2224	2213958RFMM	Urban Arrow Cargo L	Yeply Demo	Sinikallentie 7
222	QR2225	2213959RFMM	Urban Arrow Cargo L	Yeply Demo	Sinikallentie 7
211	QR2226	2213960RFMM	Urban Arrow Cargo L	Yeply Demo	Sinikallentie 7
277	QR2227	2213961RFMM	Urban Arrow Cargo L	Yeply Demo	Tivoligranden 1
243	QR2228	2213962RFMM	Urban Arrow Cargo L	Yeply Demo	Tivoligranden 1
299	QR2229	2213963RFMM	Urban Arrow Cargo L	Yeply Demo	Tivoligranden 1
281	QR2230	2213964RFMM	Urban Arrow Cargo L	Yeply Demo	Tivoligranden 1
236	QR2231	2213965RFMM	Urban Arrow Cargo L	Yeply Demo	Tivoligranden 1

-12 of 12

2. Download results
result if necessary

1. Click on "Filter" to
see the results

YEPLY MY BUSINESS- CREATE DAMAGE REPORT

- Overview about how to create a damage report

DAMAGE REPORTING

Please choose the location of the bike

tivoli

Tivoligränden 1

PREVIOUS STEP NEXT STEP

Step 1, choose location

DESCRIBE

BIKE IDENTIFIER

QR2223

Yeply number 265
S/N 2213956RFMM
QR2223

TYPE OF DAMAGE

Broken tyre

DESCRIPTION OF THE DAMAGE *

Puncture

PREVIOUS STEP NEXT STEP

Step 2, add details

REVIEW

Location

Tivoligränden 1

Type of damage

Broken tyre

Description

Puncture

Bike

Yeply number 265
S/N 2213956RFMM
QR2223

PREVIOUS STEP SUBMIT DAMAGE REPORT

Step 3, confirm details

Portal for creating damage reports for bikes.



**WE KEEP
YOU RIDING.**

yeply®